



Seating

R82[®]



Overall width
660 mm



Max load
100 kg



Environment
Indoor & outdoor

Multi Frame:x[®]

Designed to provide extraordinary stability and safety, the Multi Frame:x is the perfect choice of wheelchair base for large seat units like the Panda Futura 5 and x:panda 4. The Multi Frame:x is a strong, stable and highly manoeuvrable wheelchair base.

Highlights about Multi Frame:x



Seats for Multi Frame:x

Multi Frame:x is the perfect choice of wheelchair base for large seat units like the Panda Futura 5 and x:panda 4 from R82.



User-friendly adjustability

The tilt-in-space and back recline functions are operated from the push brace ensuring optimum working conditions. Stepless recline of the push handle makes it possible to adapt the height to any carer.



Seat height adjustment

Positioning the user as close to the floor as possible ensures a much easier transfer.



Tested and approved

The Multi Frame:x complies with ISO 7176-19, transporting users in motor vehicles. The Multi Frame:x can be used with seat units that comply with ISO 16840-4.



Standard

Built-in recline, built-in tilt, anti-tip device, seat height adjustment, angle adjustable push brace.

Options

Rear wheels

- 12 ½" solid or air
- 20"/22"/24" solid or air

Front wheels

- 6" solid
- 7" solid or air

Brakes

- Wheel brake
- Drum brake

Frame colour



Anthracite grey












Multi Frame:x with 12 ½" rear wheels and 7" front wheels



Multi Frame:x with 22" rear wheels and 6" front wheels

Measurements

3		
	Seat surface height at front edge	410, 435, 460 mm
	Max load	100 kg
	Max load in transportation	100 kg
	Seat plane angle	-5-30°
	Width between wheels	215 x 405 mm
	Length	840 mm
	Overall width	660 mm
	Overall height	980 mm
	Mass device	20 kg

The Multi Frame:x is approved for transporting users in motor vehicles. Secure the user with an approved 3-point belt according to ISO 10542-1 and use an approved 4-point strap-type tiedown system according to ISO 10542-2 to secure the wheelchair in a forward-facing position in the vehicle. All removable accessories must be dismantled and secured separately in the vehicle.

Nice to know

Use the seat height adjustment to position the user as close to the floor as possible for easier transfer – or use the seat height extension to increase the distance from the frame to the floor to 460 mm, which allows for customisation for users with longer legs.



Accessories



Adapter
8911610-99L



Mud guards
96052x



Spoke protector
9709xx



Seat height extension
961030-xx



Mounting for foot rest system
9610421



Single rod for foot rest
897526x



Double rod for foot rest
897528x



Calf support
85131



Foot plate model Wombat
95145-x
Foot plate padding
95145-xPAD
Foot box kit
95145-xBOX



Foot plate
95145-1, 85145-2



Parted foot supports
89146-x



Individual angle adjustable foot supports
89143-x

For more accessories - visit our website



Parted foot rests
9610420



Transport fittings
960905



Vent tray
95281-10

