



stingray frameTM

The Stingray frame with 180° degree turntable base makes it possible to move your child from forward to rearward facing without leaving their seat.



The carbon Stingray Frame is in a league of its own with the trendsetting design, great adjustments and ease of steering. The features of being able to swivel the base with the child in place and having tilt and recline functions mean that the Stingray fulfils almost all requirements for a user.

The Stingray Frame has excellent driving properties, fantastic suspension and with the safe and stable brakes, security always has pride of place.

The Stingray Frame is available in one size with either swivel or fixed front wheels and a choice of different brake systems. Other than the Stingray seats, both the Panda Futura seats sizes 1-2½ and the x:panda seats sizes 1-2 from R82 can be mounted on the Stingray Frame with an adapted interface plate. The Stingray Frame has a max. load of 40 kg.



59 cm



74/84 cm



100-106 cm



max.40 kg



180° turnable seat unit

Revolutionary function with a 180° turnable seat unit. Let your child explore the surroundings during the trip or simply turn the unit to obtain eye contact with your child



Foldable frame

The Stingray Frame is foldable for storage and transportation



Tilt in space

The tilt in space function is very useful when the user needs to rest. Simply angle the complete unit into the desired position



Safe transportation in vehicles

The Stingray Frame complies with the international transit wheelchair standard ISO 7176-19. The Stingray Frame can be used with seat units that comply with ISO 16840-4



Frame

870xxx

Available in one size shown with Stingray interface and with x:panda interface



Front wheels

Available as solid or air wheels



7"



12½"

Foot brake




Individual




Central

Hand brake



With hand brakes

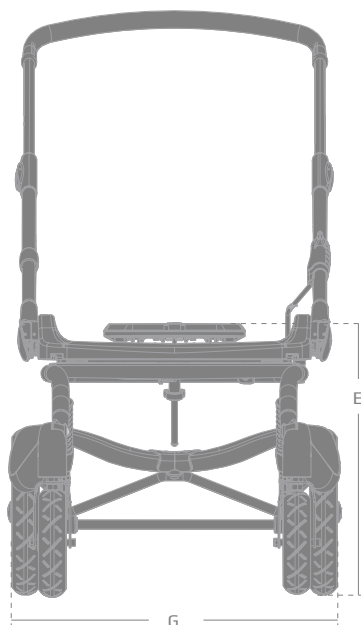


Without hand brakes

Seats

The Stingray frame can also be used for the Panda futura and x:panda seat units. Read about the seats in the Panda Futura and x:panda sections





Measurements

Size 1

Seat height above floor (E)	52 cm (20 $\frac{1}{4}$ ")
Frame width (G)	59 cm (23"
Frame length w.turnable front wheels (H1)	74 cm (28 $\frac{3}{4}$ ")
Frame length w.large front wheels	84 cm (32 $\frac{3}{4}$ ")
Height, push brace (I)	100,103,106 cm (39,40,41 $\frac{1}{4}$ ")
Frame length, folded	90 cm (35"
Height, folded	49 cm (19"
Weight, frame	13,5 kg (29,5 lb)
Max load / User weight	40 kg (88 lb)
Max load / User weight at transportation in vehicles	40 kg (88 lb)



ACCESSORIES



Shopping basket

8720600

Extra space for storage. 10 kg weight limit

One size



Transport fittings

8720902

The Stingray complies with ISO 7176-19

One size



Vent tray

8776290

Tray for carrying medical equipment. 20 kg weight limit. Requires central brake

Size	Measurements
	W: 34 x L: 44 cm



Oxygen bottle holder

8776295

Fitted to the rear transport fittings (8720902) and removable

One size



nothing compares to a smile

R82[®]